

MPP®

** Torsional flexibility
 * Radial flexibility
 Push fit Axial flexibility
 * Conical flexibility



DESCRIPTION

- Flexible element **1** : polyurethane in the form of a Maltese cross.
- Flange **2** : cast iron with drive segments **3** supplied unbored (except 633054 and 633055).

OPERATING

The MPP coupling is designed with the following features :

- push fit assembly;
- smooth, compact cylindrical shape, without protrusions;
- the flexible element operates under compression;
- safe in use;
- temperature range -30°C to + 70°C in continuous operation.

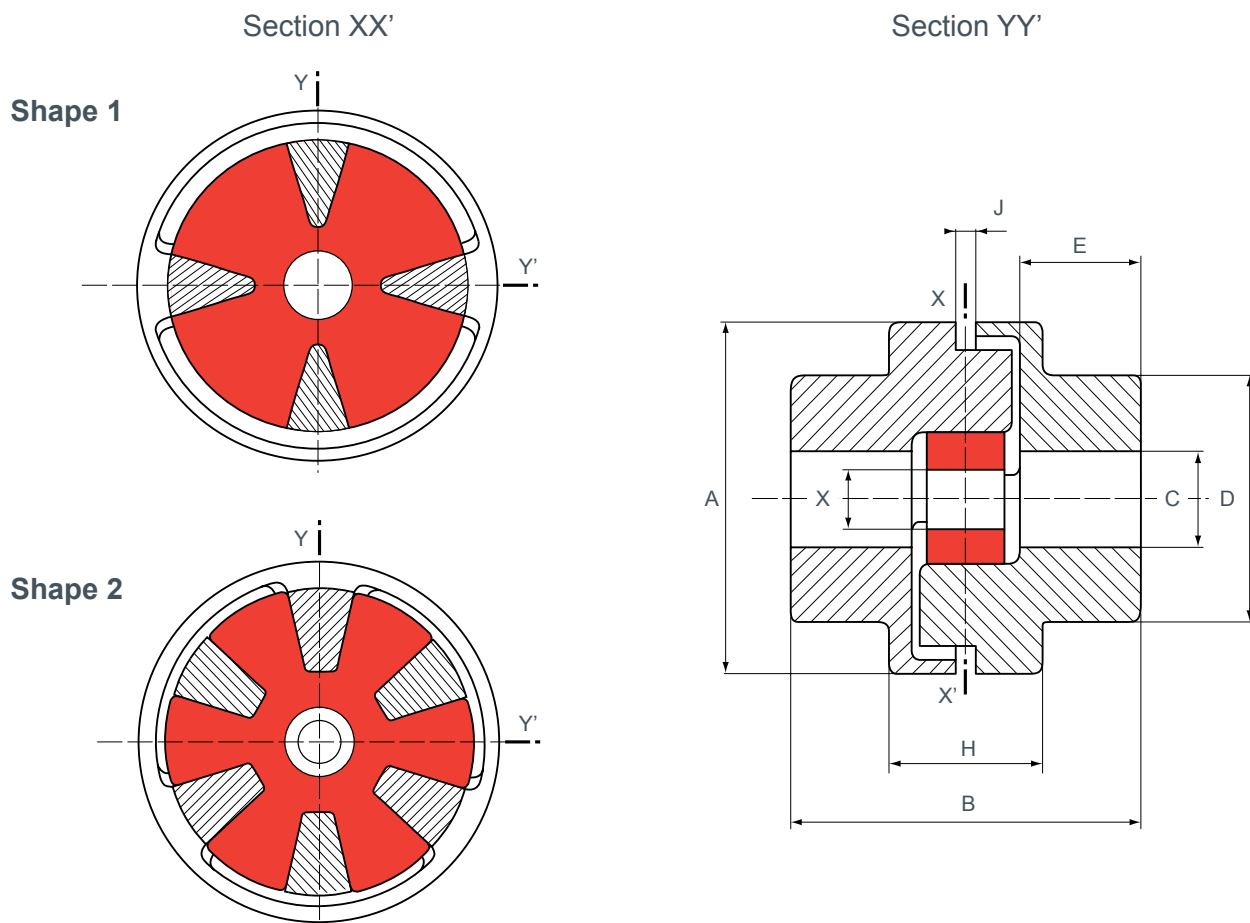
Advantages

- Reduced size.
- Easy to use.

Recommendation

- It is recommended that the coupling should not be subjected to axial tension which might cause the flexible element to slip off the drive segments on the flanges.

DIMENSIONS



Flanges supplied unbores

Ref.	Type	Fig.	Couple nominal TCN (N.m)	Couple maxi (N.m)	Vitesse maxi (tr/mn)	Alésage C (mm)		A (mm)	B (mm)	D (mm)	E (mm)	H (mm)	J (mm)	X (mm)	Poids (kg)
						mini	maxi								
633052	MPP® 3	1	30	90	9 000	-	28	58	62	42	20	32	3	10	0,6
633053	MPP® 8	1	80	240	7 000	-	42	84	89	63	30	41	5	13	1,8
633051	MPP® 20	1	200	600	4 000	-	55	118	116	82	40	51	6	20	4,5
633054	MPP® 38	2	380	1 150	3 000	20	60	145	160	90	60	67	6	30	9,4
633055	MPP® 65	2	650	2 000	3 000	20	75	170	208	112	80	82	6	32	18

1 N.m ≈ 0,1 mkg

Please see current price list for availability of items.

The maximum torque is considered to be an infrequent start-up torque and not periodic.

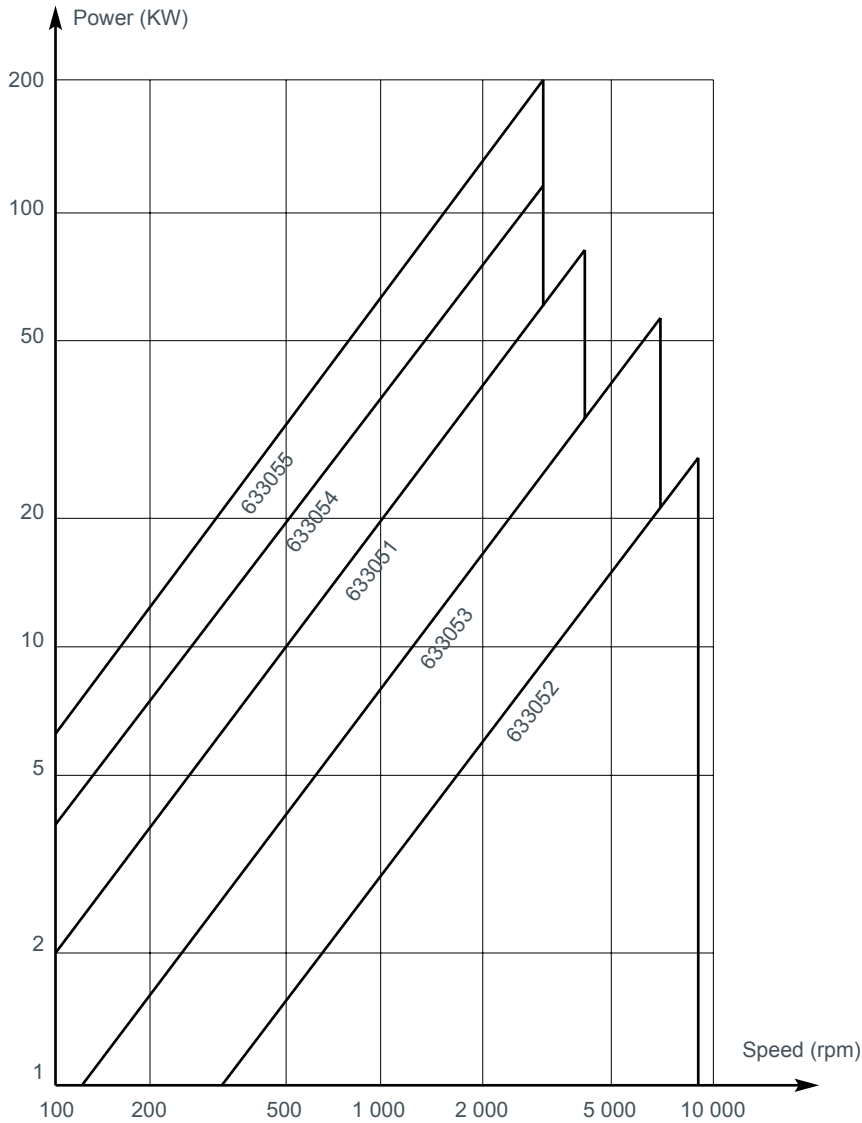
PARTS LIST

Coupling Reference	Flexible element		Flange	
	Reference	Qty	Reference	Qty
633051	633551	1	321535	2
633052	633552	1	321503	2
633053	633553	1	321534	2

Coupling Reference	Flexible element		Flange	
	Reference	Qty	Reference	Qty
633054	633554	1	321464	2
633055	633555	1	321465	2

OPERATING LIMITS

POWER RANGE

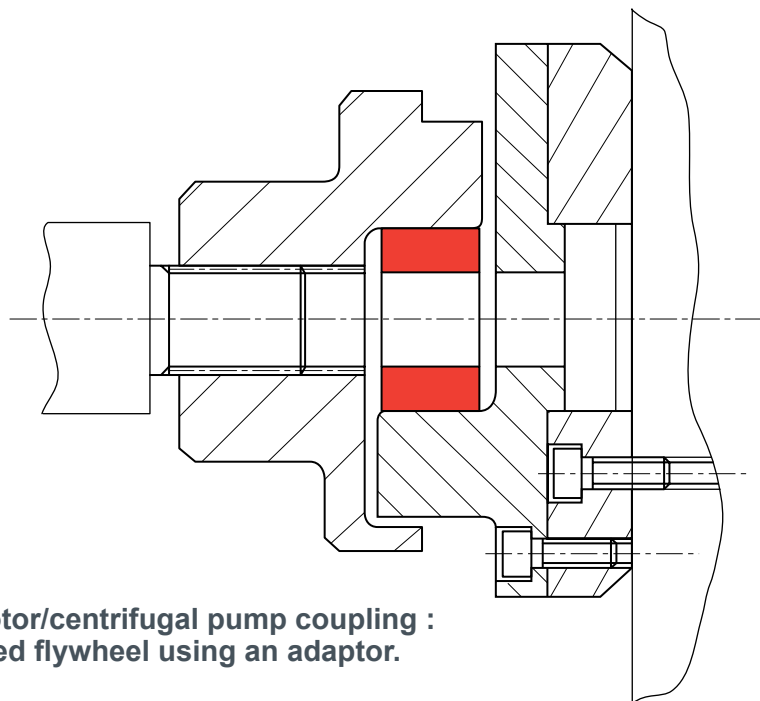


OPERATING CHARACTERISTICS

Nominal torque (N.m)	Vibratory torque (N.m)	Torsion under NT (degrees)	Radial misalignment* (mm)	Conical misalignment* (degrees)	Axial misalignment (mm)
30	15	10°	0,2	1°	1,5
80	40	10°	0,4	1°	2,5
200	100	10°	0,9	1°	3
380	380	10°	1	1°	3
650	650	10°	1	1°	4

* given for a speed of 3,000 rpm.

ASSEMBLY



**Example: electric motor/centrifugal pump coupling :
mounted on motorised flywheel using an adaptor.**

SELECTION GUIDE

PAULSTRA MPP® / STANDARD, 50 HZ ASYNCHRONOUS THREE PHASES MOTORS

This table uses a safety coefficient of 1.3 corresponding to normal operating conditions of commonly used driven machines.

Motor type	Power 2 poles n ≈ 3000 rpm		Type of coupling	Power 4 poles n ≈ 1500 rpm		Type of coupling	Power 6 poles n ≈ 1000 rpm		Type of coupling	Power 8 poles n ≈ 750 rpm		Type of coupling	Shaft dimensions D x E	
	Kw	CV		Kw	CV		Kw	CV		Kw	CV		≈ 3 000 rpm	≈ 1 500 rpm
56	0,09 0,12	0,12 0,16	MPP 3 MPP 3	0,06 0,09	0,08 0,12	MPP 3 MPP 3	0,06 0,09	0,08 0,12	MPP 3 MPP 3					9 x 20
63	0,18 0,25	0,25 0,34	MPP 3 MPP 3	0,12 0,18	0,16 0,25	MPP 3 MPP 3	0,12 0,18	0,16 0,25	MPP 3 MPP 3					11 x 23
71	0,37 0,55	0,5 0,75	MPP 3 MPP 3	0,25 0,37	0,34 0,5	MPP 3 MPP 3								14 x 30
80	0,75 1,1	1 1,5	MPP 3 MPP 3	0,55 0,75	0,75 1	MPP 3 MPP 3	0,37 0,55	0,5 0,75	MPP 3 MPP 3					19 x 40
90 S 90 L	1,5 2,2	2 3	MPP 3 MPP 3	1,1 1,5	1,5 2	MPP 3 MPP 3	0,75 1,1	1 1,5	MPP 3 MPP 3					24 x 50
100 L	3	4	MPP 3	2,2 3	3 4	MPP 3 MPP 3	1,5	2	MPP 3	0,75 1,1	1 1,5	MPP 3 MPP 3		28 x 60
112 M	4	5,5	MPP 3	4	5,5	MPP 3	2,2	3	MPP 3	1,5	2	MPP 3		28 x 60
132 S	5,5 7,5	7,5 10	MPP 8	5,5	7,5	MPP 8	3	4	MPP 8	2,2	3	MPP 8		38 x 80
132 M				7,5	10	MPP 8	4,0 5,5	5,5 7,5	MPP 8 MPP 8	3	4	MPP 8		38 x 80
160 M 160 L	11,0 15,0 18,5	15 20 25	MPP 8 MPP 8 MPP 8	11 15	15 20	MPP 20 MPP 20	7,5 11	10 15	MPP 20 MPP 20	4 5,5 7,5	5,5 7,5 10	MPP 8 MPP 20 MPP 20		42 x 110
180 M 180 L	22	30	MPP 20	18,5 22	25 30	MPP 20 MPP 20	15	20	MPP 20	11	15	MPP 20		48 x 110
200 L	30 37	40 50	MPP 20 MPP 20	30	40	MPP 38	18,5 22	25 30	MPP 38 MPP 38	15	20	MPP 38		55 x 110
225 S 225 M	45	61	MPP 38	37 45	50 61	MPP 38 MPP 38	30	40	MPP 38	18,5 22	25 30	MPP 38 MPP 38	55x110	60x140
250 M	55	75	MPP 38	55	75	MPP 65	37	50	MPP 65	30	40	MPP 65	60x140	65x140
280 S	75	100	MPP 38	75	100	MPP 65	45	61	MPP 65	37	50	MPP 65	65x140	75x140